

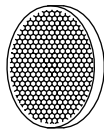

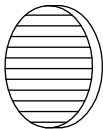
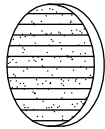

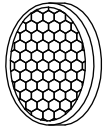
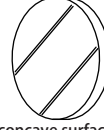
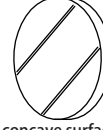
ModuleX[®] MR16

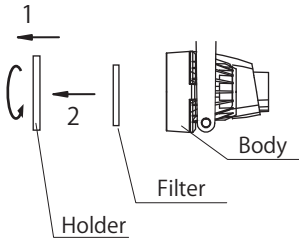
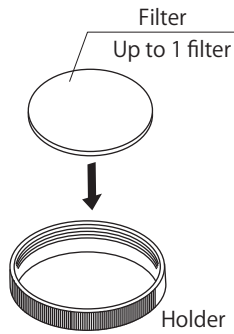
ModuleX Filter lighting[®] Options Installation guide

To install ModuleX safety

Read the instructions carefully before installation and commissioning! If you have found a defect of or have any questions product, please stop the construction. Please contact your dealer.
 Leave the instructions for users/customers for future reference!

Mountable models					
B1315D	503/80DF	503CBP	504P	MOD-P1315DR	SL-503/80DFC
B1316D	513/80DF	513CBP	514P	MOD-P1316DR	SL-513/80DFC
B050D/EZ	504/80DF	503CBPC	504F	MOD-P050DR/EZ	SL-504/80DFC
B1050D/E11	514/80DF	513CBPC	514F	MOD-P1050D/E11	SL-514/80DFC

Lens filter				
SA-2DL02 Diffusion lens  A concave surface to the light source side	SA-2DF01 Wide-diffusion lens  A concave surface to the light source side	SA-2SP01 Spread lens  A concave surface to the light source side	SA-2DS01 Diffusion spread lens  A concave surface to the light source side	SA-2EC01 Edge control  Sandblasting is in the direction of the scalloped image
SA-2HC02 Honeycomb louver 	SA-2CV02 Color temperature UP 500K  A concave surface to the light source side	SA-2CV03 Color temperature DOWN 450K  A concave surface to the light source side		

Installation Details	Installation Diagram	Caution
Installing optional parts 1 Turn the Holder and remove. 2 Place the filter inside of the holder. The filter will be installed between the holder and the body. Make sure to not drop the filter when remove the holder		

Installation procedure is different for each of the luminaire.
 The actual installation, follow the user's manual for the appropriate lighting fixtures.

⚠ Caution

- Before carrying out maintenance and installation on the luminaire, disconnect from the mains supply.
- It can not be used for non-mountable models.
- There is a risk of injury at the edge part of the product. Please enough attention to handling.
- Please be securely attached. Failure to observe this may cause the part of the luminaire to fall.
- Please do not disassemble or modify the product.
- Avoid use and storage in the moisture and humid environment.

(Contact)

Concord Lighting

5/F, Longbow House, 14-20 Chiswell Street, London, EC1Y 4TW, UK
 Tel : +44-01273-616649

(Manufacturer)

ModuleX Inc.

#21 AraiBldg, 1-20-6 Ebisu-Minami Shibuya-ku, Tokyo
 Tel : +81-3-5768-3131